

DISTRICT PROFILE – Villupuram

1. Formation of District : 1993
2. No. Of Block : 22
3. No. Of Taluk : 8
4. Population :

Gender	Educated	Un-Educated	Total
Male	8,95,465	5,96,977	14,92,442
Female	8,80,758	5,96,173	14,67,931

5. Employment : Agriculture 86% of population
6. Demographic Factors :

A. District Boundary:

- East : Bay of Bengal & Union Territory of Puducherry
West : Dharmapuri and Salem District
South : Cuddaloure District
North : Kanchipuram & Thiruvannamalai District

B. Rail Ways:

- a. Viluppuram –Trichy : Chord Line
b. Chennai-Viluppuram-Trichy : Main Line
c. Viluppuram-Katpadi
d. Viluppuram-Puducherry
e. The total length of rail line is 180 K.M. Except Gingee, Sankarapuram & Vanur Taluk other five taluks were connected by rail.

C. Road Ways:

All the Towns and Villages of the District have road connections & length of road is as follows:

- a. National Highways : 269.427 Kms.
b. State Highways : 3030.382 Kms.
c. Major District Roads : 223.847 Kms.
d. Other District Roads : 2429.709 Kms.

D. Sea Port / Air Port:

Since the District is situated near to Chennai (i.e.) 160 Kms.
There is no seaport or Airport in the District.

E. Rivers:

Pennar, Gadilam, Gomuki, Malattar & Sankaraparani are the five rivers flowing in the District. The District is having hard rocks in the West and sedimentary of clay and sand stone in the East. The Coastal length of the District is about 30 Kms. In Marakkanam & Vanur Blocks.

7. Banking Facilities

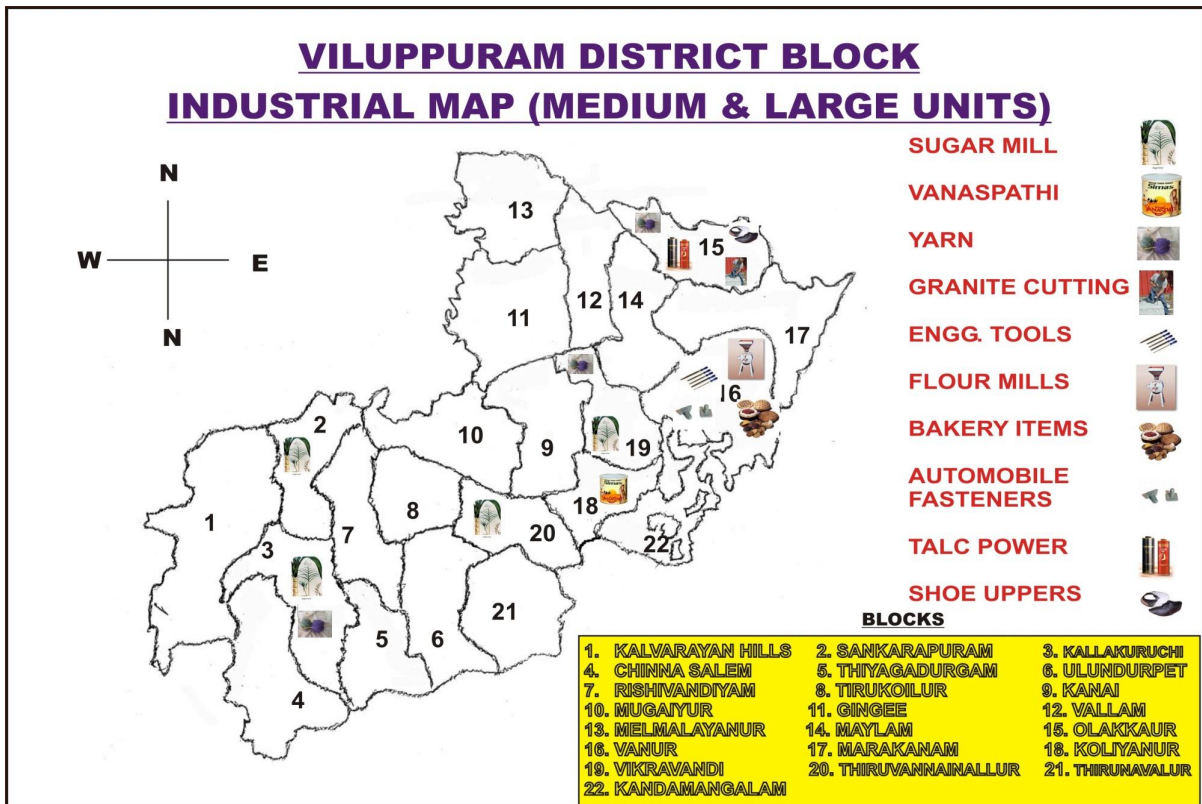
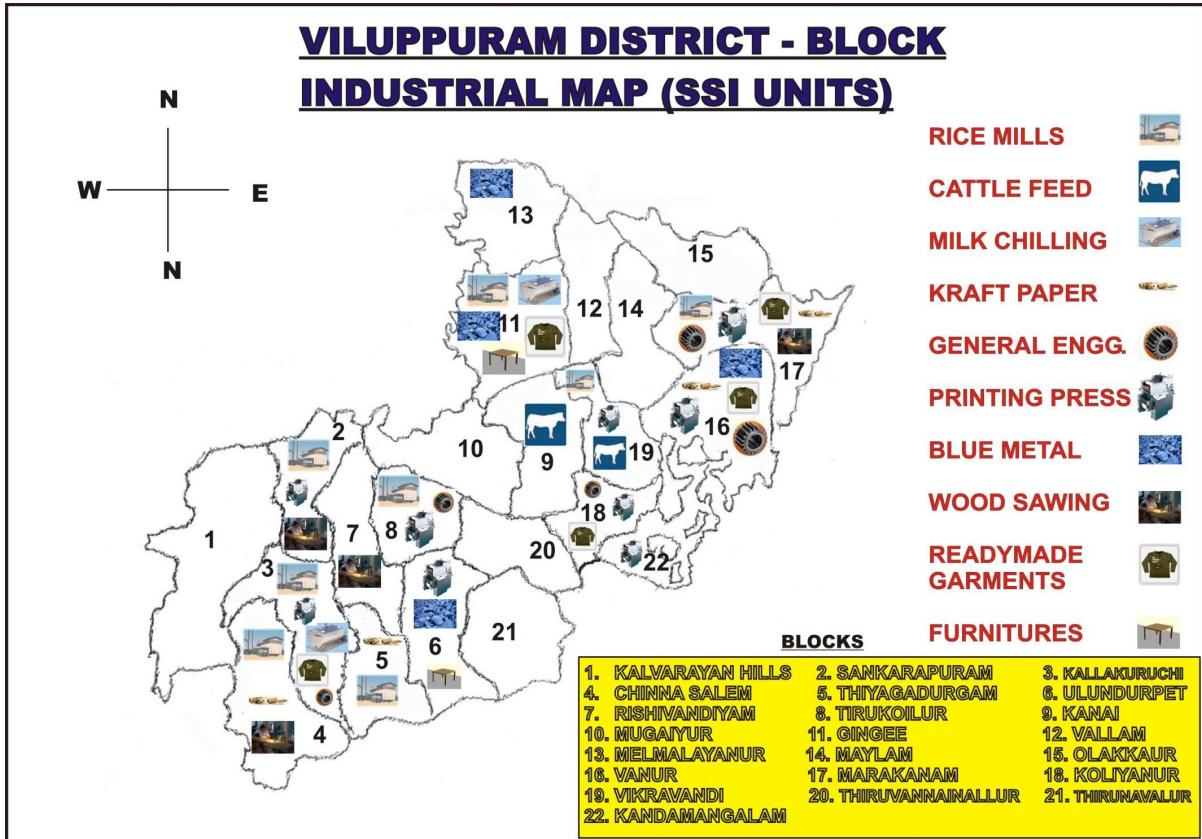
1.Public Sector Banks	:	12
2.Public Sector Bank Branches	:	138
3.Private Sector Banks	:	7
4.Vallalar Grama Bank	:	1

8.Minerals Available : Fire Clay, Silica Sand, Satellite, Black Granite, Multi Colored Granite & Blue Metal

9. Crops Cultivation:

Sl. No.	Type	Qty. (MT)	Area in ha.
1	Paddy	4,60,477	1,63,696
2	Groundnut	8,43,010	58,999
3	Gingerly	2,924	6,721
4	Sugarcane	41,810	39,444
5	Millet	15,416	24,786
6	Ragi	13,328	6,004
7	Tapioca	12,527	4,041
8	Pulses	4,690	19,382

2. OVER VIEW OF THE INDUSTRIAL SCENARIO



**3. BLOCK WISE DETAILS OF LARGE SCALE INDUSTRIES
SECTOR-WISE SHOWING THE NUMBER OF UNITS,
INVESTMENT, EMPLOYMENT AND INSTALLED CAPACITY**

Sl. No	Block	Activity	Plant & Machinery (in Lakhs)	Land & Building (in Lakh)	Capacity	Employment
1	Vanur	Wheat Products	1923	259	50,000 M.T.	155
2	Olakkur	Granite Monuments	1156	826	--	204
3	Vikravandi	Sugar	4556	670	6500 TCD	517
4	Vikravandi	Cotton Polyester Viscose Blended yarn	1339	186	2000 Kgs. Per shift	209
5	Vikravandi	Alcohol IMFS Blended	3443	697	30.00 Lakhs cases	81
6	Kolianur	Vanaspathy & Refined Oil	1229	176	113.7 MT	50
7	Kallakurichi	Yarn	1276	663	4200 Kgs.	229
8	T.V. Nallur	Sugar	2353	575	4,85,459 TCD	628
9	Sankarapuram	White Sugar	3887	541	4,30,000 Cans	507

**4. PROPOSED LARGE SCALE PROJECTS IN THE OFFING / THRUST
SECTOR ACTIVITIES IDENTIFIED FOR GROWTH IN THE NEXT FIVE
YEARS**

Sl. No	Block	Activity	No. of Units
1	Vanur	Granite, Steel, Bakery	2 1
2	Vikravandi	Paper	1
3	Thirukoilur	Chemicals, Distilleries	3 2
4	T.V. Nallur	Plywood	1
5	Thiyagadurgam	Sugar	1
6	Viluppuram.	Oil Extraction	1
7	Tindivanam	Chemicals	1

5. MAJOR INDUSTRIAL CLUSTERS IN THE DISTRICT

Sl. No.	Block	No. Of Units	Activity	Investment	Employment
1	Kallakurichi, Vikravandi, Tindivanam, Thirukoilur, Gingee	37 32 26 18 15	Rice Mill	5,000 Lakhs	2,000
2	Chinnasalem	55	Wood carving	60 Lakhs	250
3	Gingee, Kandamangalam, Tindivanam	65 70 65	Country Bricks	2000 Lakhs	5000

6. EXPORT POTENTIALS OF THE DISTRICT

Sl. No.	Block	Activity
1	Marakkanam	Dry Fish

7. OTHER POTENTIALS NON-FARM SECTOR TYPE OF INDUSTRIES IN THE DISTRICT

a. RAW MATERIAL BASED:

Sl. No.	Block	No. Of Units	Activity	Investment	Employment
1	Vikravandi, Tindivanam, Kallakurichi	32 26 37	Rice Mill	80 Lakhs	20
2	Chinnasalem, Gingee, Kolianur, Thirukoilur	20 4 2 5	Oil Seeds	20 Lakhs	10
3	Kolliyanur	3	Milk Processing	50 Lakhs	10
4	Marakkanam	18	Coir Fibre	10 Lakhs	20

b. DEMAND BASED:

Sl. No	Block	No. Of Units	Activity	Investment	Employment
1	Marakkanam	20	Iodised Salt	10 Lakhs	15
2	Marakkanam, Vanur	15 10	Blue Metal	50 Lakhs	10

c. SKILL BASED:

Sl. No	Activity	No. of Units	Investment	Employment
1	IT / IT Based Units	425	5 Lakhs	3
2	CNC Lathe Units	2	30 Lakhs	10
3	Mini Offset Printers	394	4 Lakhs	4
4	Oil Extraction	174	4 Lakhs	4

d. EXPORT ORIENTED:

Sl.No	Block	No. Of Units	Activity	Investment	Employment
1	Marakkanam	6	Dry Fish	5 Lakhs	25

e. RURAL ARTISANS BASED:

Sl.No	Block	No. Of Units	Activity	Investment	Employment
1	Chinnasalem	40	Wood Carving	1 Lakhs	5
2	Kandamangalam	30	Silk weaving	1 Lakhs	10
3	Kanai Mugaiyur	25 30	Handloom Weaving	1 Lakhs	10

8. SEZ / EPZ / INDUSTRIAL ESTATE (SIDCO / SIPCOT) SHOWING THE NUMBER OF UNITS, TURNOVER, EMPLOYMENT

- a. NO Special Economic Zone is formed till date
- b. NO Export Processing Zone is formed till date
- c. Sidco Industrial Estate is under developing stage in Aasanoor, Ulundurpet Taluk covering an area of 107 Acre.

d. So for allotted as follows.

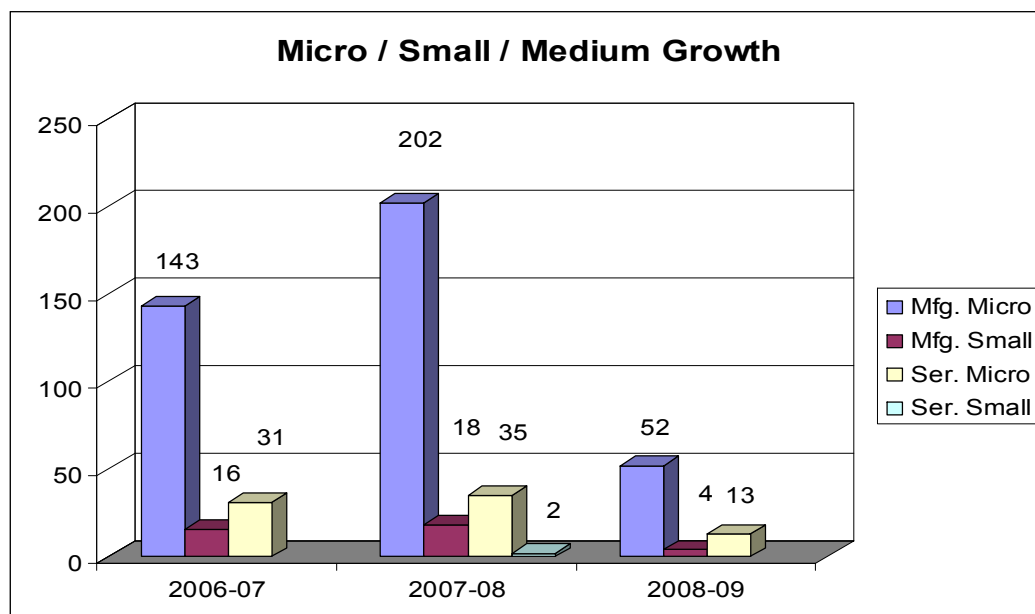
a. IOC	:	:	7.44 Acre.
b. SSI Units	:	7 Nos.	7.70 Acre.
c. Under Process	:	29 Nos.	28.20 Acre.

9. BLOCK WISE MICRO / SMALL / MEDIUM ENTERPRISES IN THE DISTRICT WITH NUMBERS, INVESTMENT & EMPLOYMENT

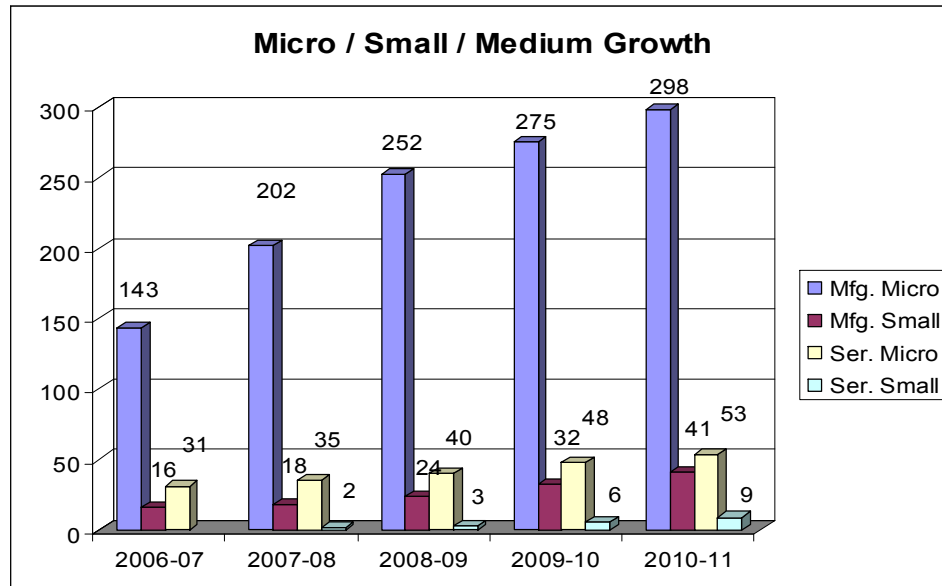
Sl. No	Block	Micro					
		Manufacturing			Service		
		Nos.	Investment	Employment	Nos.	Investment	Employment
1	Chinnasalem	104	67	253	59	30	120
2	Gingee	366	369	1095	233	229	571
3	Kallakurichi	282	536	701	230	126	468
4	Kalvarayan Hills	--	--	--	--	--	--
5	Kanai	58	55	208	100	120	318
6	Kandamangalam	83	73	136	139	93	278
7	Koliyanur	439	1073	1425	938	796	1954
8	Mailam	200	158	578	22	43	56
9	Marakkanam	835	1764	3291	162	141	527
10	Melmalaiyanur	100	99	288	23	13	46
11	Mugaiyur	151	158	541	120	151	360
12	Olakkur	88	189	301	15	24	38
13	Rishivandiyam	19	7	40	89	86	180
14	Sankarapuram	237	231	397	100	49	220
15	Thiyagadurgam	201	79	431	200	90	420
16	Thirukoilur	99	345	284	131	215	397
17	Thirunavallur	58	64	116	38	30	76
18	Thiruvennainallur	65	77	181	35	23	105
19	Ulundurpet	185	263	771	141	76	501
20	Vallam	100	100	220	8	39	38
21	Vanur	109	362	930	257	942	1009
22	Vikaravandi	130	233	433	151	160	435
	Total	3909	6302	12620	3191	3424	8117

Sl. No.	Block	Small					
		Manufacturing			Service		
		Nos	Invest ment	Employ ment	Nos	Invest ment	Employ ment
1	Chinnasalem	2	213	64	--	--	--
2	Gingee	3	272	51	1	105	45
3	Kallakurichi	16	1828	406	--	--	--
4	Kandamangalam	1	29	9	--	--	--
5	Koliyanur	10	842	351	--	--	--
6	Mailam	2	82	31	--	--	--
7	Marakkanam	7	1144	87	--	--	--
8	Thirukoilur	3	20	22	--	--	--
9	Ulundurpet	3	90	48	--	--	--
10	Vanur	2	535	61	--	--	--
11	Vikaravandi	5	151	45	--	--	--
	Total	54	5394	1175	1	105	45

10. PROJECTED MICRO / SMALL MEDIUM GROWTH



11.OVERALL SCENARIO AFTER 5 YEARS



12.STEPS TO BE TAKEN TO INCREASE THE INDUSTRIAL GROWTH IN THE DISTRICT AND TO IMPROVE THE EXPORT PERFORMANCE

- 1) Over seas demand (In respect of various commodities)
- 2) Supply
 - a) From India (Qty.)
 - b) From Other Countries (Qty.)
- 3) Quality of:
 - a) Indian Product
 - b) Competitor's Product
- 4) Drawbacks: Shortage of
 - Investment,
 - Quality,
 - Skill and
 - Management Techniques
- 5) Remedial Measures
 - a) More Investment
 - b) Quality Improvement
 - c) Skill Development
 - d) Export Incentives